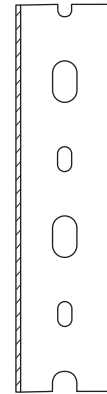
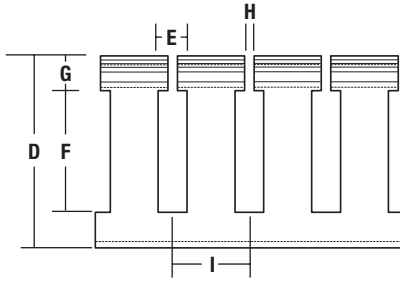
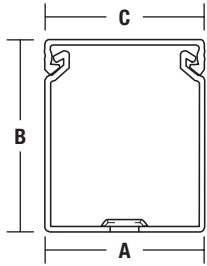
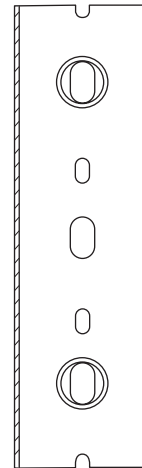


Technical Info—Wiring Ducts

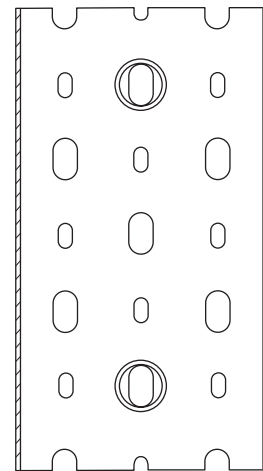
Thomas & Betts Wide Slot (PVC) Wiring Duct Dimensions



Pattern for 3/4" & 1"



Pattern for 1 1/2", 2", & 2 1/2"



Pattern for 3", 4", & 6"

DIMENSIONS (INCHES)

TRADE SIZE		DIMENSIONS (INCHES)								
W	H	A	B	C	D	E	F	G	H	I
0.75	X 1.00	0.94	1.14	0.94	1.03	0.30	0.52	0.26	0.10	0.80
0.75	X 1.50	0.94	1.60	0.94	1.50	0.30	0.93	0.27	0.10	0.80
0.75	X 2.00	0.94	2.10	0.94	2.01	0.30	1.36	0.29	0.10	0.80
1.00	X 1.00	1.25	1.14	1.25	1.03	0.30	0.52	0.26	0.10	0.80
1.00	X 1.50	1.25	1.60	1.25	1.50	0.30	0.93	0.27	0.10	0.80
1.00	X 2.00	1.25	2.10	1.25	2.01	0.30	1.36	0.28	0.10	0.80
1.00	X 3.00	1.25	3.05	1.25	2.99	0.30	2.31	0.32	0.10	1.00
1.00	X 4.00	1.25	4.37	1.25	4.32	0.30	3.63	0.32	0.10	1.00
1.50	X 1.00	1.75	1.14	1.75	1.03	0.30	0.52	0.26	0.10	0.80
1.50	X 1.50	1.75	1.60	1.75	1.50	0.30	0.93	0.27	0.10	0.80
1.50	X 2.00	1.75	2.10	1.75	2.01	0.30	1.36	0.29	0.10	0.80
1.50	X 3.00	1.75	3.05	1.75	2.99	0.30	2.28	0.34	0.10	1.00
1.50	X 4.00	1.75	4.37	1.75	4.32	0.30	3.63	0.32	0.10	1.00
2.00	X 1.00	2.25	1.24	2.25	1.05	0.30	0.52	0.28	0.10	0.80
2.00	X 1.50	2.25	1.70	2.25	1.52	0.30	0.93	0.29	0.10	0.80
2.00	X 2.00	2.25	2.19	2.25	2.03	0.30	1.36	0.30	0.10	0.80
2.00	X 3.00	2.25	3.14	2.25	3.00	0.30	2.31	0.33	0.10	1.00
2.00	X 4.00	2.25	4.46	2.25	4.33	0.30	3.63	0.33	0.10	1.00
2.00	X 5.00	2.25	5.15	2.25	5.02	0.38	4.31	0.34	0.10	1.33
2.50	X 2.00	2.75	2.19	2.75	2.03	0.30	1.36	0.30	0.10	0.80
2.50	X 3.00	2.75	3.14	2.75	3.00	0.30	2.31	0.33	0.10	1.00
2.50	X 4.00	2.75	4.46	2.75	4.33	0.30	3.63	0.33	0.10	1.00
3.00	X 1.00	3.25	1.24	3.25	1.06	0.30	0.52	0.29	0.10	0.80
3.00	X 2.00	3.25	2.19	3.25	2.08	0.30	1.36	0.35	0.10	0.80
3.00	X 3.00	3.25	3.14	3.25	3.06	0.30	2.31	0.38	0.10	1.00
3.00	X 4.00	3.25	4.46	3.25	4.39	0.30	3.63	0.39	0.10	1.00
3.00	X 5.00	3.25	5.15	3.25	5.06	0.38	4.31	0.38	0.10	1.33
4.00	X 1.50	4.25	1.70	4.25	1.57	0.30	0.93	0.34	0.10	0.80
4.00	X 2.00	4.25	2.19	4.25	2.08	0.30	1.36	0.35	0.10	0.80
4.00	X 3.00	4.25	3.14	4.25	3.06	0.30	2.31	0.38	0.10	1.00
4.00	X 4.00	4.25	4.46	4.25	4.39	0.30	3.63	0.39	0.10	1.00
4.00	X 5.00	4.25	5.15	4.25	5.06	0.38	4.31	0.38	0.10	1.33
6.00	X 4.00	6.25	4.46	6.25	4.39	0.30	3.63	0.39	0.10	1.00

Dimensions shown are for reference only. Contact T&B for specific dimensional needs.